

Exclusive
FCI innovation

PAINLESS PLUG

Relieves the discomfort associated with dry eye syndrome **simply, quickly, effectively and durably** and improves patients' quality of life.



Absolutely
UNIQUE
plug!

Ready set Painless Plug.



Initial Shape of the plug stretched on the inserter.



Final Shape of the plug as in the punctum.

Extra thin collarete : 0.1 mm.

- **EFFICACY**

The plug fills the punctum perfectly for optimal punctal occlusion.

- **FASTER INSERTION**

The Painless Plug can be inserted more quickly than traditional plugs.

- **PAIN-FREE FOR THE PATIENT**

No dilation required*.

- **ONE SINGLE REFERENCE**

One size fits all.

- **REVERSIBILITY**

Easy to remove using forceps.

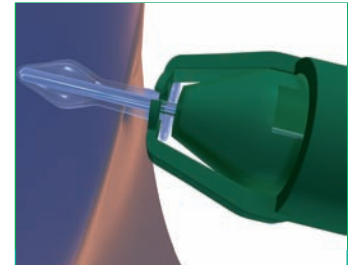
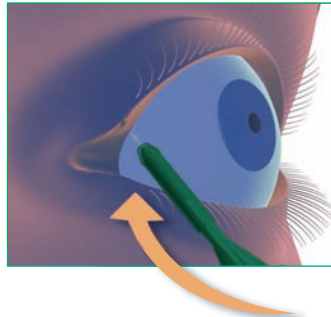
* The user may choose to dilate the entrance to the punctum slightly, depending on the individual case.



How to insert the PAINLESS PLUG ?

1



Insert the Painless Plug
in the punctum.



2

Once the Painless Plug is inserted in the punctum, **squeeze the fingertip controller until full contact between the arms and the body of the plug inserter is achieved.**


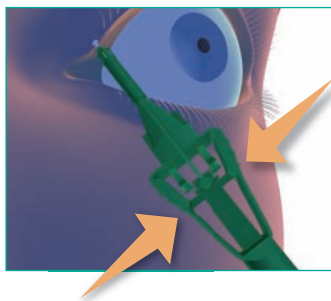
The gripper retracts and releases the plug which returns to its final shape.



3

Maintain pressure on the fingertip controller and remove the plug inserter.

This step is essential for a smooth release of the plug.



References

S2.4001	box of 1 (Sterile)
S2.4002	box of 2 (Sterile)

For more information please contact your local distributor:

